







1. In the past 12 months, have you, or a member of your household (including children) attended an event at the Community Center? *Select one answer.*

		Response Percent	Response Count
Yes		55.0%	132
No		45.0%	108
		answered question	240
		skipped question	0

2. Please indicate to the best of your memory approximately how often you attended each type of event. *Select one choice for each category.*

	Weekly or more often	Monthly	A few times a year	Never	Response Count
Private social event (examples: wedding, family celebration, birthday party)	0.0% (0)	2.1% (2)	37.9% (36)	60.0% (57)	95
Community event or public meeting (examples: Annual Parade; KPPCSD, KIC, Fire Protection District meetings, etc.)	4.1% (5)	25.6% (31)	62.8% (76)	7.4% (9)	121
Club meetings or other non-profit events (example: Boy Scouts, book clubs, etc.)	5.2% (5)	13.5% (13)	29.2% (28)	52.1% (50)	96
Educational or after-school programs (example: Kensington Community Council (KCC) programs)	19.6% (19)	3.1% (3)	25.8% (25)	51.5% (50)	97
Other	3.6% (2)	5.5% (3)	45.5% (25)	45.5% (25)	55
answered question					130
skipped question					110

3. How often do you visit the play area, ball courts, tennis courts, or the park? *Please select the one answer closest to how often you visit.*

		Response Percent	Response Count
Weekly or more often		29.2%	69
Monthly		16.1%	38
A few times a year		39.4%	93
Never		15.3%	36
		answered question	236
		skipped question	4

4. Please indicate your opinion on how *functional* are the existing facilities. *Select one answer for each category, on a scale of 1 to 5, with 1 = poor and 5 = excellent.*

	1 (poor)	2	3 (satisfactory)	4	5 (excellent)	Don't know/ no opinion	Response Count
Community Center indoor facilities	2.2% (5)	16.1% (37)	37.0% (85)	14.3% (33)	7.4% (17)	23.0% (53)	230
Community Center kitchen	3.5% (8)	14.3% (33)	19.6% (45)	11.3% (26)	5.7% (13)	45.7% (105)	230
Outdoor garden	3.0% (7)	8.3% (19)	28.3% (65)	26.1% (60)	11.7% (27)	22.6% (52)	230
Amphitheater	10.9% (25)	13.9% (32)	11.7% (27)	10.9% (25)	4.3% (10)	48.3% (111)	230
Annex Building	17.8% (41)	8.7% (20)	13.9% (32)	5.2% (12)	2.6% (6)	51.7% (119)	230
answered question							230
skipped question							10

5. Please indicate your opinion on the *appearance and quality* of the existing facilities. *Select one answer for each category, on a scale of 1 to 5, with 1 = poor and 5 = excellent.*

	1 (poor)	2	3 (satisfactory)	4	5 (excellent)	Don't know/ no opinion	Response Count
Community Center building exterior	6.6% (15)	21.0% (48)	40.6% (93)	13.1% (30)	7.9% (18)	10.9% (25)	229
Community Center indoor finishes (floors, lighting, etc.)	10.9% (25)	25.8% (59)	25.3% (58)	9.2% (21)	5.7% (13)	23.1% (53)	229
Community Center bathrooms	5.2% (12)	17.0% (39)	27.1% (62)	7.4% (17)	5.7% (13)	37.6% (86)	229
Appearance of the Annex building	15.3% (35)	28.4% (65)	26.2% (60)	7.4% (17)	4.8% (11)	17.9% (41)	229
answered question							229
skipped question							11

6. Increasing the size of the Community Center (it currently can accommodate 123 persons in a banquet type set up.)

	Not important 1	Slightly important 2	Moderately important 3	Very important 4	Extremely important 5	Don't Know/ No Opinion	Response Count
	44.4% (99)	14.8% (33)	22.9% (51)	5.4% (12)	1.8% (4)	10.8% (24)	223
answered question							223
skipped question							17

7. Upgrading the kitchen to satisfy health codes for on-site preparation of food for events.

	Not important 1	Slightly important 2	Moderately important 3	Very important 4	Extremely important 5	Don't Know/ No Opinion	Response Count
	10.8% (24)	11.7% (26)	23.8% (53)	30.0% (67)	15.2% (34)	8.5% (19)	223
	answered question						223
	skipped question						17




8. Installing higher quality flooring, seating, lighting, and other fixtures and finishes.

	Not important 1	Slightly important 2	Moderately important 3	Very important 4	Extremely important 5	Don't Know/ No Opinion	Response Count
	18.4% (41)	12.6% (28)	30.5% (68)	19.3% (43)	9.9% (22)	9.4% (21)	223
	answered question						223
	skipped question						17





9. Improving the outdoor garden and amphitheater on the hillside behind the building.

	Not important 1	Slightly important 2	Moderately important 3	Very important 4	Extremely important 5	Don't Know/ No Opinion	Response Count
	17.9% (40)	18.4% (41)	31.8% (71)	15.7% (35)	5.4% (12)	10.8% (24)	223
answered question							223
skipped question							17



10. The Community Center is just fine the way it is and doesn't need improvement. *Select one answer.*

		Response Percent	Response Count
Yes, I agree.		24.7%	55
No, I disagree.		52.0%	116
I don't know/have no opinion.		23.3%	52
answered question			223
skipped question			17



11. The Community Center is used for a wide range of after school programs and for private events, like weddings. Which statement do you most agree with? *Select one answer.*

		Response Percent	Response Count
Improvements should be made that are durable and can accommodate vigorous activities of after-school programs and youth activities.		17.9%	40
Improvements should be made that are attractive to create a pleasant environment for private and public events and meetings.		20.2%	45
Improvements should be flexible and accommodate all uses.		54.3%	121
I don't know/have no opinion.		7.6%	17
		answered question	223
		skipped question	17





12. The Community Center currently offers Kensington residents 25% off the rental rate. Do you think residents should continue to receive a discounted rate? *Select one answer.*

		Response Percent	Response Count
Yes		88.7%	197
No		11.3%	25
answered question			222
skipped question			18






13. Do you think non-profit organizations should receive special benefits, such as discounted rental rates or reservations priorities? *Select one answer.*

		Response Percent	Response Count
Yes		71.2%	158
No		28.8%	64
answered question			222
skipped question			18

14. Which statement would you most agree with? *Select one answer.*

		Response Percent	Response Count
The Community Center and its Annex should be operated so that it generates enough revenue to be self sufficient.		26.1%	58
The first priority for the Community Center and its Annex should be youth and adult programs, even if the facilities do not generate enough revenue to cover all costs. Meeting and event rentals are secondary.		38.3%	85
I need more information to decide.		33.8%	75
I have no opinion.		1.8%	4
		answered question	222
		skipped question	18

15. Which of the following changes do you think are most important for the Community Center? *Select all answers that apply.*

		Response Percent	Response Count
Improved indoor and/or outdoor facilities.		43.7%	97
More adult, senior, and/or children's programming.		34.7%	77
More community events open to all residents.		35.1%	78
Increased rental of the facility to rent-paying users.		34.2%	76
I don't know / I have no opinion.		20.3%	45
answered question			222
skipped question			18






16. How many years have you lived in Kensington?

	Response Count
	220
answered question	220
skipped question	20

17. How many children under 18 years of age live in your household?

	Response Count
	220
answered question	220
skipped question	20

18. Which age range best describes your age? *Please select one category.*

		Response Percent	Response Count
18-29		1.8%	4
30-39		9.1%	20
40-49		16.8%	37
50-59		27.3%	60
60+		45.0%	99
		answered question	220
		skipped question	20

16. How many years have you lived in Kensington?

Median = 19
Average = 21

17. How many children under 18 years of age live in your household?

